

MEISINGER Diamantinstrumente bestehen im Kern aus dem Schaft und einem gehärteten, rostfreien Profilkörper, der mittels modernster Galvanotechnologie nur mit ausgewählten natürlichen Diamantkörnern belegt wird. Dies garantiert eine äußerst homogene, sichere und nachhaltige Diamantierung der Instrumente und damit optimale Arbeitsergebnisse. Diese werden außerdem durch die Auswahlmöglichkeit des Anwenders aus bis zu sieben verschiedenen Korngrößen garantiert.

MEISINGER diamond instruments consist of a shank and a hardened, stainless profile body coated by means of the most modern galvanisation process, with selected diamond grains. This guarantees an extremely homogenous, safe and lasting diamond coating of the instruments and thus optimal working results. In addition, the user is guaranteed a choice from up to seven different grain sizes.

Los instrumentos de diamante MEISINGER están compuestos de mango y perfil como núcleo de acero templado e inoxidable. El perfil se cubre con granos de diamante naturales y seleccionados, mediante la más reciente galvanotécnica lo que garantiza un diamantado homogéneo, sólido y seguro y por tanto un óptimo resultado de trabajo favorecido además por la selección de siete grados diferentes de grano.

		2 schwarze Ringe 2 black rings 2 anillos negros	ultra grob ultra coarse ultra grueso	= S	554	425–500 µm	sehr grobes Vorschleifen super coarse pre-grinding desbaste ultra rápido
		schwarzer Ring black ring anillo negro	super grob super coarse super grueso	= H	544	151–213 µm	grobes Vorschleifen coarse pre-grinding desbaste super rápido
		grüner Ring green ring anillo verde	grob coarse grueso	= G	534	107–181 µm	Vorschleifen pre-grinding desbaste rápido
		blauer Ring blue ring anillo azul	mittel medium mediano		524	64–126 µm	universelles Schleifen universal grinding preparación universal
		roter Ring red ring anillo rojo	fein fine fino	= F	514	27–76 µm	Glätten smoothing suavizado
		gelber Ring yellow ring anillo amarillo	extra fein extra fine extra fino	= C	504	10–36 µm	Vorfinieren von Kompositen prefinishing of composites pre-acabado de resinas (composites)
		weißer Ring white ring anillo blanco	ultra fein ultra fine ultra fino	= U	494	4–14 µm	Endfinieren von Kompositen und Glätten final finishing of composites and smoothing acabado final de resinas y bruñido

Der Einsatz grobkörniger Diamanten (ISO 534, 544 und 554) kann zu erhöhter thermischer Entwicklung führen. Daher ist insbesondere beim Einsatz dieser Produkte auf ausreichende Kühlung und minimale Anwendungskraft zu achten. Zur Erzielung optimaler Rautiefen ist nach Einsatz dieser Diamantinstrumente ein nachträgliches Finieren erforderlich.

Instrumente ab ISO-Größe 031 mit zusätzlicher Kühlung einsetzen (Wasserspritze).

Bei Anwendung von Diamantscheiben intra-oral immer Scheibenschutz verwenden!

The use of the coarse grain diamonds (ISO 534, 544 and 554) can lead to increased thermal development. Therefore, while using these products please take particular note of adequate cooling and minimal applied pressure. After attaining ideal rough depths with the diamond instrument, the subsequent use of a finishing bur is essential. Instruments from size 031 to be used with additional cooling (syringe).

Always use protector when using diamond discs intra-oral!

Las fresas de diamante de grano grueso (ISO 534, 544 und 554) pueden llevar a un elevado desarrollo térmico en su aplicación, por lo que deben fijarse en la refrigeración suficiente y la mínima presión, trabajando con estas fresas. Para conseguir la óptima calidad de superficie se requiere un acabado posterior a la aplicación de estos instrumentos de diamante.

Instrumentos a partir del tamaño 031 deben utilizarse con refrigeración adicional (jeringa).

Siempre utilicen protector operando con discos diamantados en la boca!

Universaldiamanten • Diamond instruments universal • Instrumentos de diamante universales

Fig.	801	801L	389	802	802L	802KG	805	806	807	808	808L	808R	809	809R	811	811L	813	815	
Page	28	28	28	28	28	29	29	29	29	29	29	30	30	30	30	30	30	30	
Fig.	818	819	820	822	824	825	826	827	829	830	831	833	833KH	833L	834	834A	835	836	
Page	30	31	31	31	31	31	31	31	31	32	32	32	32	32	32	32	33	33	
Fig.	837	837L	837XL	838	838L	839	839R	840	841	842	843	845	845R	846	846KR	846R	847	847KR	
Page	33	33	33	34	34	34	34	34	34	34	35	35	35	35	5	35	36	36	36
Fig.	847R	848	848R	849	849L	850	851	851L	852	854	854L	855	855L	856	857	858	859	859L	
Page	36	36	36	37	37	37	37	37	37	38	38	38	38	38	38	39	39	39	

Fig.	860	861	861K	862	863	863K	863L	865L	866	867	868	869	869L	870	871	872	873	875	
Page	39	39	39	39	40	40	40	40	40	40	41	41	41	41	41	41	41	41	42

Fig.	876	405S	877	878	879	880	881	881PS	882	883H	884	885	886	888	888LG	889L	890	890L
Page	42	42	42	42	43	43	43	43	43	43	44	44	44	44	44	44	44	44

Fig.	891	893	894	895	895L	896	897F	897R	898	899	907	908	909	D203	508	509
Page	45	45	45	45	45	45	45	45	45	45	46	46	46	46	46	46

Fig.	83804	83806	83808	838G4	838G6	838G8
Page	47	47	47	47	47	47



Diamanten für Zirkonoxid · Diamonds for zirconium oxide · Diamantes para oxido de circonio

Fig.	848Z	852Z	881Z	886Z	Z0850	Z0863	Z0833	Z801L	Z0801	Z838L
Page	48	48	48	48	48	48	48	48	48	48

CE-Diamanten · CE diamonds · Diamante CE

Fig.	808D	808LD	837D	837LD	847D	848D
Page	49	49	49	49	49	49

Micro-Diamanten · Micro diamonds · Diamante micro

Fig.	M801	M833	M838	M880	M889	M890	M895	M896
Page	50	50	50	50	50	50	50	50

Diamantscheiben · Diamond discs · Discos de diamante

Fig.	910D	911D	914	915	915D
Page	51	51	51	51	51

Fig.	916	916D	917	918	918D	921DC	930F	930D	932F	932D	934F	935D	231DC	940F	943DC	947D	991C	993C
Page	51	51	51	52	52	52	52	52	52	52	52	52	53	53	53	53	53	53

Sinterdiamanten · Sintered diamonds · Abrasivos macizos de diamante

Fig.	S801	S805	S807	S818	S837	S838	S847	S850	S852	S861	S862	S879
Page	54	54	54	54	54	54	54	54	54	54	54	54

Fig.	S941	S935C	S936C	S937C
Page	55	55	55	55

Sinterdiamant-Reinigungsstein · Sintered diamond cleaning stone · Piedra blanca para limpiar diamantes macizo



Diamant-Reinigungsstein · Diamond cleaning stone · Piedra blanca para limpiar diamantes

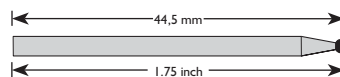


Labordiamanten • Laboratory diamonds • Diamantes para laboratorio

Schaftart und Gesamtlänge • Type of shank and overall length • Tipo de mango y longitud total



**Handstück • Handpiece • Pieza de mano**




ø 2,35 mm H • HP • PM





**801**  
 ■ medium  
 ■ coarse  
 ■ fine  
 ■ extra fine

Page 28



**801L**  
 ■ medium

Page 28



**805**  
 ■ medium

Page 29



**807**  
 ■ medium

Page 29



**808L**  
 ■ medium

Page 29



**813**  
 ■ medium

Page 30



**818**  
 ■ medium

Page 30



**822**  
 ■ medium

Page 31



**825**  
 ■ medium

Page 31




**830**  
 ■ medium  
 ■ fine

Page 32



**835**  
 ■ medium

Page 33



**837**  
 ■ medium  
 ■ ultra coarse  
 ■ fine

Page 33



**837L**  
 ■ medium  
 ■ coarse

Page 33



**837XL**  
 ■ medium

Page 33



**838L**  
 ■ medium

Page 34



**839**  
 ■ medium

Page 34



**845**  
 ■ medium

Page 35



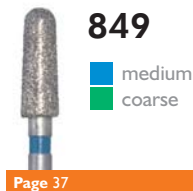
**847**  
 ■ medium

Page 36



**848**  
 ■ medium  
 ■ coarse

Page 36



**849**  
 ■ medium  
 ■ coarse

Page 37



**850**  
 ■ medium  
 ■ coarse  
 ■ fine

Page 37



**852**  
 ■ medium

Page 37



**854L**  
 ■ medium

Page 38



**855**  
 ■ medium

Page 38



**858**  
 ■ medium  
 ■ coarse

Page 39



**859**  
 ■ medium  
 ■ fine

Page 39



**860**  
 ■ medium

Page 39



**861**  
 ■ medium

Page 39



**862**  
 ■ medium  
 ■ fine

Page 40



**863**  
 ■ medium

Page 40



**868**  
 ■ medium

Page 41



**869**  
 ■ medium

Page 41



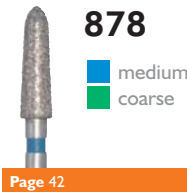
**875**  
 ■ medium  
 ■ ultra coarse  
 ■ super coarse  
 ■ fine

Page 42



**405S**  
 ■ medium

Page 42



**878**  
 ■ medium  
 ■ coarse

Page 42



**879**  
 ■ medium  
 ■ ultra coarse  
 ■ super coarse  
 ■ fine

Page 43



**881PS**  
 ■ ultra coarse

Page 43



**909**  
 ■ medium

Page 46



**D203**  
 ■ medium

Page 46



# 801

medium

- 801H super coarse
- 801G coarse
- 801F fine
- 801C extra fine
- 801U ultra fine

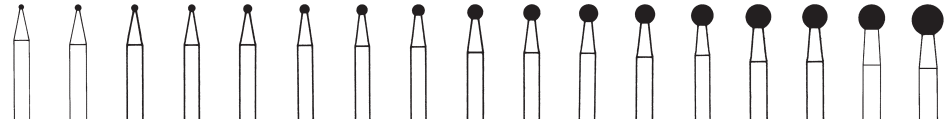


Fig.	Shank	ISO-No.		5	5	5	5	5	5	5	5	5	5	5	5	5	2	2	
801	HP	806 <b>104</b> 001 524				009	010	012	014	016	018	021	023		027		033		
	RA	806 <b>204</b> 001 524				009	010	012	014	016	018	021	023		027		033		
	RA XL	806 <b>206</b> 001 524										021							
	FG short	806 <b>313</b> 001 524					010	012	014										
	FG	806 <b>314</b> 001 524		007	008	009	010	012	014	016	018	021	023	025	027	029		033*	035
	FG XL	806 <b>316</b> 001 524				010	012	014	016	018									
801H	FG	806 <b>314</b> 001 544							014	016	018	021	023	025	027	029			
	FG XL	806 <b>316</b> 001 544							014	016	018		023			029	031		
801G	HP	806 <b>104</b> 001 534					010		014	016	018	021	023				033		
	FG	806 <b>314</b> 001 534				009	010	012	014	016	018	021	023	025	027	029			
	FG XL	806 <b>316</b> 001 534							014	016	018		023						
801F	HP	806 <b>104</b> 001 514								016									
	RA	806 <b>204</b> 001 514								016	018		023				033		
	FG	806 <b>314</b> 001 514		007	008		010	012	014	016	018	021	023	025	027	029		033*	035
801C	HP	806 <b>104</b> 001 504											023						
	RA	806 <b>204</b> 001 504						012					023						
	FG	806 <b>314</b> 001 504		007	008	009	010	012	014	016	018	021	023	025	027	029		033*	
801U	FG	806 <b>314</b> 001 494					010		016			023							



\* = 2



# 801L

medium

- 801LG coarse

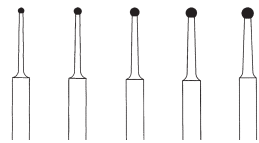


Fig.	Shank	ISO-No.		5	5	5	5	5
801L	HP	806 <b>104</b> 697 524		008	010	012		016
	FG	806 <b>314</b> 697 524			010	012	014	016
801LG	FG	806 <b>314</b> 697 534			010	012	014	016



Tungsten Carbide  
Diamond

# 389

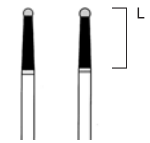


Fig.	Shank	ISO-No.		2	2
				L mm 8,0 8,0	
389	FG XL	806 <b>316</b> 494 020		012	014



# 802

medium

- 802G coarse

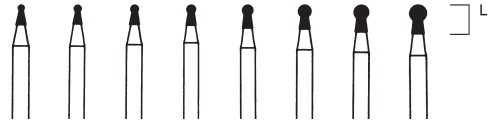


Fig.	Shank	ISO-No.		5	5	5	5	5	5	5
				L mm 3,0 3,0 3,0 3,5 3,5 3,5 4,0 4,0						
802	FG	806 <b>314</b> 002 524		009	010	012	014	016	018	023
802G	FG	806 <b>314</b> 002 534			010	012	014	016		



# 802L

medium

- 802LG coarse

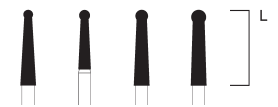


Fig.	Shank	ISO-No.		5	2	5	5
				L mm 10,0 8,0 10,0 10,0			
802L	RA L	806 <b>205</b> 494 524			014		
802LG	FG	806 <b>314</b> 494 534		012		016	019



## 802K

802KG coarse




Fig.	Shank	ISO-No.		5
			L mm	9,0
802KG	FG	806 314 551 534		014
	FG L	806 315 551 534		014



Stirn nicht diamantiert, zur Schonung des zervikalen Bereichs

Tip not diamond coated, for gentle administration of the cervical area

Punta no diamantada, para la protección del area cervical

## 805

medium

805H  
805G  
805F  
805C

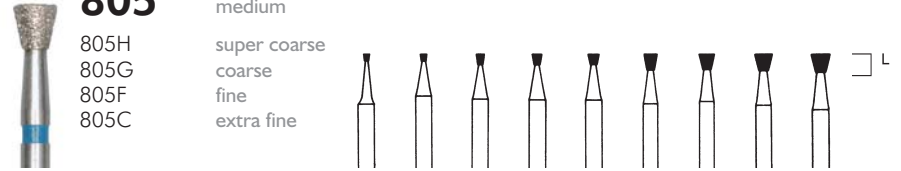


Fig.	Shank	ISO-No.		5	5	5	5	5	5	5	5	5	5
			L mm	0,9	1,0	1,5	1,5	1,5	2,3	2,3	2,5	2,5	
805	HP	806 104 012 524			010	012	014	016	018	021	025	027	
	RA	806 204 012 524				012	014	016	018	021			
	FG short	806 313 012 524				012							
	FG	806 314 012 524		009	010	012	014	016	018	021	025		
805H	FG	806 314 012 544					014	016					
805G	FG	806 314 012 534			010	012	014	016	018				
805F	FG	806 314 012 514			010		014						
805C	FG	806 314 012 504				012							



## 806

806G medium  
coarse




Fig.	Shank	ISO-No.		5	5	5	5	5	5
			L mm	2,5	2,5	3,0	3,0	3,0	3,0
806	FG	806 314 019 524		009	010	012	014	016	018
806G	FG	806 314 019 534			010	012	014	016	



## 807

807G medium  
coarse

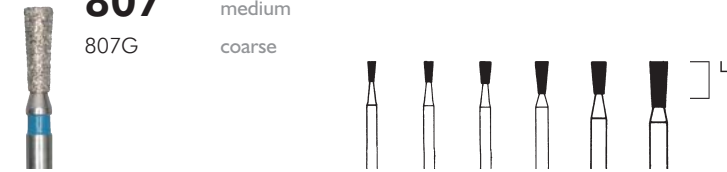


Fig.	Shank	ISO-No.		5	5	5	5	5	5
			L mm	3,5	3,5	4,0	5,0	5,0	6,0
807	HP	806 104 225 524					018	021	025
	FG	806 314 225 524		012	014	016	018		
807G	FG	806 314 225 534			014	016	018		



## 808

808H medium  
808G super coarse  
808F coarse  
808C fine  
extra fine

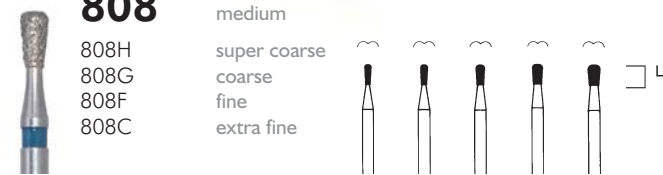


Fig.	Shank	ISO-No.		5	5	5	5	5
			L mm	2,7	2,7	2,7	3,0	3,0
808	FG	806 314 233 524		009	010	012	014	016
808H	FG	806 314 233 544				012	014	
808G	FG	806 314 233 534			010	012	014	016
808F	FG	806 314 233 514		009	010	012	014	
808C	FG	806 314 233 504		009				



## 808L

medium

808LH super coarse  
808LG coarse  
808LF fine  
808LC extra fine

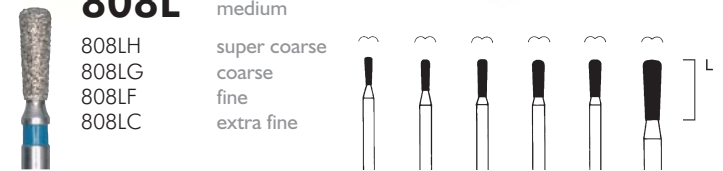


Fig.	Shank	ISO-No.		5	5	5	5	5	5
			L mm	4,0	4,0	5,0	5,0	5,0	8,0
808L	HP	806 104 234 524							025
	FG	806 314 234 524		010	012	014	016	018	
808LH	FG	806 314 234 544				014	016		
808LG	FG	806 314 234 534			012	014	016	018	
808LF	FG	806 314 234 514			012	014			
808LC	FG	806 314 234 504			012	014			



### 808R

medium

808RH  
808RG  
808RF

super coarse  
coarse  
fine



Fig.	Shank	ISO-No.		5	5	5	5
				L mm			
808R	FG	806 314 238 524		012	014	016	018
808RH	FG	806 314 238 544			014	016	
808RG	FG	806 314 238 534		012	014	016	018
808RF	FG	806 314 238 514		012	014	016	018



### 809

medium

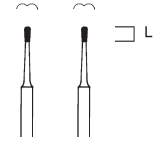


Fig.	Shank	ISO-No.		5	5
				L mm	
809	FG	806 314 232 524		008	009



### 809R

medium

809RH  
809RG  
809RF

super coarse  
coarse  
fine

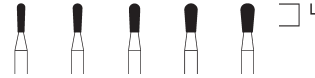


Fig.	Shank	ISO-No.		5	5	5	5	5
				L mm				
809R	FG	806 314 237 524		010	012	014	016	018
809RH	FG	806 314 237 544			012	014	016	018
809RG	FG	806 314 237 534		010	012	014	016	
809RF	FG	806 314 237 514		010	012	014		



### 811

medium

811H  
811G  
811F

super coarse  
coarse  
fine

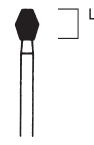


Fig.	Shank	ISO-No.		5
				L mm
811	FG	806 314 038 524		033
811H	FG	806 314 038 544		033
811G	FG	806 314 038 534		033
811F	FG	806 314 038 514		033



### 811L

medium

811LH  
811LG

super coarse  
coarse

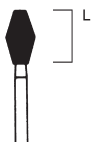


Fig.	Shank	ISO-No.		2
				L mm
811L	FG	806 314 039 524		037
811LH	FG	806 314 039 544		037
811LG	FG	806 314 039 534		037



### 813

medium

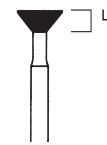


Fig.	Shank	ISO-No.		2
				L mm
813	HP	806 104 014 524		060



### 815

medium



Fig.	Shank	ISO-No.		5	5	5	5	5
				L mm				
815	FG	806 314 042 524		012	014	018	023	035



### 818

medium



Fig.	Shank	ISO-No.		5	2	2	2
				L mm			
818	HP	806 104 041 524		042	045	050	075
	FG	806 314 041 524					






Fig.	Shank	ISO-No.		5	5
			L mm	2,5	2,5
819	FG	806 314 044 524		012	014

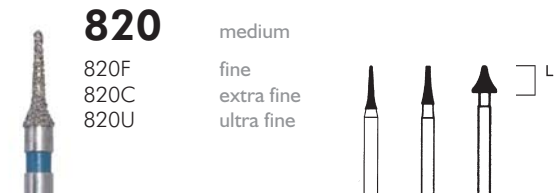


Fig.	Shank	ISO-No.		5	5	5
			L mm	5,0	5,0	4,0
820	FG	806 314 465 524			016	
820F	RA	806 204 465 514			016	
	FG	806 314 465 514			016	031
820C	FG	806 314 465 504		014	016	031
820U	FG	806 314 465 494			016	



Die Größen 014 und 016 sind für die Bearbeitung interdentaler Flächen  
 The size 014 and 016 are for use on interdental surfaces  
 Tamaños 014 y 016 son para tallar los espacios interproximales

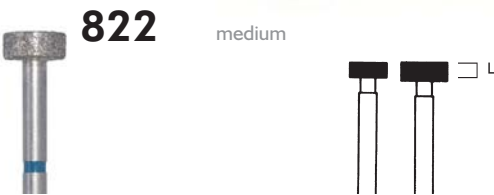


Fig.	Shank	ISO-No.		2	2
			L mm	2,0	2,5
822	HP	806 104 042 524			060
	FG	806 314 042 524		050	

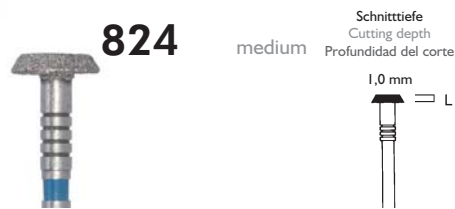


Fig.	Shank	ISO-No.		5
			L mm	1,0
824	FG	806 314 055 524		042

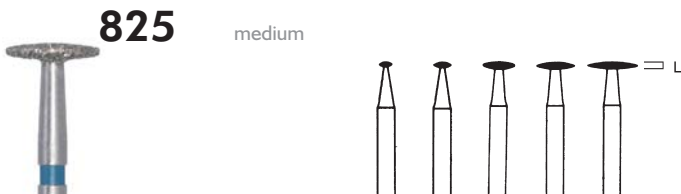


Fig.	Shank	ISO-No.		5	5	2	2	2
			L mm	0,4	0,6	0,8	0,8	0,8
825	HP	806 104 304 524			023		050	065
	FG	806 314 304 524		016	023	042	050	

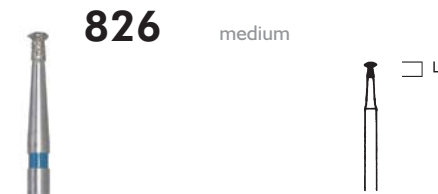


Fig.	Shank	ISO-No.		5
			L mm	2,0
826	FG	806 314 310 524		016




Fig.	Shank	ISO-No.		5
			L mm	4,0
827C	FG	806 314 464 504		018

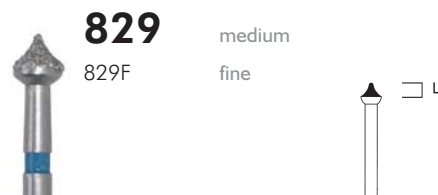


Fig.	Shank	ISO-No.		5
			L mm	1,6
829	FG	806 314 463 524		027
829F	FG	806 314 463 514		027



Für die Kauflächengestaltung - nach Kotschy  
 For the occlusal surface design - according to Kotschy  
 Para modelar las superficies oclusales - según Kotschy





### 830

medium

- 830H
- 830G
- 830F
- 830C
- 830U

- super coarse
- coarse
- fine
- extra fine
- ultra fine




Fig.	Shank	ISO-No.	L mm	5					
				5	5	5	5	5	
830	HP	806 104 257 524		4,5	4,5	5,0	5,0	6,0	023
	FG	806 314 257 524		016	018	021	023		
830H	FG	806 314 257 544		016	018				023
	FG	806 314 257 534		016	018				023
830F	HP	806 104 257 514							023
	RA	806 204 257 514							023
	FG	806 314 257 514		016	018	021	023		
830C	RA	806 204 257 504							025
	FG	806 314 257 504		016	018	021	023		
830U	FG	806 314 257 494		016					



### 831

medium

- 831H
- 831G
- 831F
- 831C
- 831U

- super coarse
- coarse
- fine
- extra fine
- ultra fine

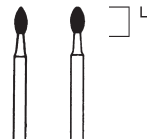


Fig.	Shank	ISO-No.	L mm	5	
				3,5	3,5
831	FG	806 314 254 524		016	018
831H	FG	806 314 254 544		016	018
831G	RA	806 204 254 534		016	
	FG	806 314 254 534		016	018
831F	FG	806 314 254 514		016	018
831C	FG	806 314 254 504		016	018
831U	FG	806 314 254 494		016	018



### 833

medium

- 833H
- 833G
- 833F
- 833C
- 833U

- super coarse
- coarse
- fine
- extra fine
- ultra fine

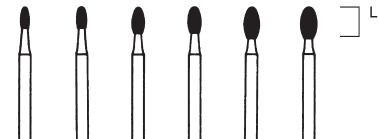


Fig.	Shank	ISO-No.	L mm	5					
				2,8	2,8	3,4	3,4	4,2	4,2
833	FG	806 314 277 524		014	016	018			023
833H	FG	806 314 277 544		014	016	018			023
833G	FG	806 314 277 534		014	016	018			023
833F	RA	806 204 277 514							023
	FG	806 314 277 514		012	014	016	018	021	023
833C	FG	806 314 277 504		014	016	018			023
833U	FG	806 314 277 494		014	016				023



### 833KH

833KH

super coarse

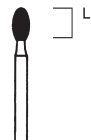


Fig.	Shank	ISO-No.	L mm	5
				4,2
833KH	FG	806 314 272 544		024



### 833L

medium

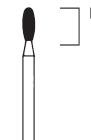


Fig.	Shank	ISO-No.	L mm	5
				5,0
833L	FG	806 314 278 524		018



### 834

medium

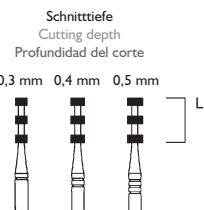


Fig.	Shank	ISO-No.	L mm	Schnitttiefe Cutting depth Profundidad del corte		
				0,3 mm	0,4 mm	0,5 mm
834	FG	806 314 552 524		016	018	021



### 834A

medium

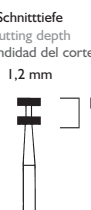


Fig.	Shank	ISO-No.	L mm	2
				3,5
834A	FG	806 314 242 524		031



### 835

medium

- 835H super coarse
- 835G coarse
- 835F fine
- 835C extra fine



Fig.	Shank	ISO-No.	L mm	Tip Geometry									
				5	5	5	5	5	5	5	5	2	
835	HP	806 104 108 524						010	012				035
	RA	806 204 108 524			008			010	012	014			
	FG short	806 313 108 524			008	009	010	012	014				
	FG	806 314 108 524	007	008	009	010	012	014	016	018			
835H	FG	806 314 108 544					010	012	014	016			
835G	FG short	806 313 108 534					010						
	FG	806 314 108 534			009	010	012	014	016	018			
835F	FG	806 314 108 514		008		010	012	014					
835C	FG	806 314 108 504					012						



### 836

medium

- 836G coarse
- 836C extra fine




Fig.	Shank	ISO-No.	L mm	Tip Geometry		
				5	5	5
836	RA	806 204 109 524		014		
	FG	806 314 109 524	012	014	018	
836G	FG	806 314 109 534		014		
836C	FG	806 314 109 504	012			



### 837

medium

- 837S ultra coarse
- 837H super coarse
- 837G coarse
- 837F fine
- 837C extra fine

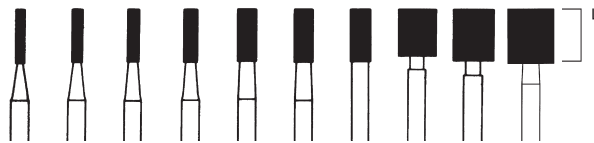



Fig.	Shank	ISO-No.	L mm	Tip Geometry									
				5	5	5	5	5	5	5	2	2	2
837	HP	806 104 110 524		012	014	016	018	023		027		055	060
	RA	806 204 110 524		012									
	FG	806 314 110 524		012	014	016	018		025	027			
837S	HP	806 104 110 554											060
837H	HP	806 104 110 544								050			060
	FG	806 314 110 544		012	014	016							
837G	FG short	806 313 110 534		012	014								
	FG	806 314 110 534		012	014	016	018						
837F	HP	806 104 110 514											060
	FG	806 314 110 514		012	014	016							
837C	FG	806 314 110 504			014								



### 837L

medium

- 837LH super coarse
- 837LG coarse
- 837LF fine

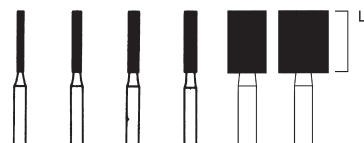


Fig.	Shank	ISO-No.	L mm	Tip Geometry					
				5	5	5	5	2	2
837L	HP	806 104 111 524				014	016		
	FG	806 314 111 524		010	012	014	016		
837LH	FG	806 314 111 544			012	014	016		
837LG	HP	806 104 111 534						050	065
	FG	806 314 111 534			012	014	016		
837LF	FG	806 314 111 514			012	014	016		



### 837XL

medium



Fig.	Shank	ISO-No.	L mm	Tip Geometry	
				5	2
837XL	HP	806 104 112 524			100
	FG	806 314 112 524	014		



### 838

medium

838G  
838F

coarse  
fine

Fig.	Shank	ISO-No.		5	5	5	5	5
				L mm				
838	FG	806 <b>314</b> 138 524		008	009	010	012	014
838G	FG	806 <b>314</b> 138 534					012	014
838F	FG	806 <b>314</b> 138 514				010	012	

### 838L

medium

838LG  
838LF

coarse  
fine

Fig.	Shank	ISO-No.		5	5	5	5	5	5
				L mm					
838L	HP	806 <b>104</b> 140 524					016	023	027
	RA	806 <b>204</b> 140 524					016		
	FG	806 <b>314</b> 140 524		010	012	014	016		
838LG	FG	806 <b>314</b> 140 534			012	014			
838LF	FG	806 <b>314</b> 140 514			012				



### 839

medium

Fig.	Shank	ISO-No.		5	5	5	5	2
				L mm				
839	HP	806 <b>104</b> 150 524						050
	RA	806 <b>204</b> 150 524		010				
	FG	806 <b>314</b> 150 524		010	012	014	016	

Stufenschleifer • End cutting only • Abrasivos de escalones

### 839R

medium

Fig.	Shank	ISO-No.		5
				L mm
839R	FG	806 <b>314</b> 179 524		012

Stufenschleifer, angeschrägte Kante  
End cutting only, beveled edge  
Abrasivos de escalones, cantos biselados

### 840

medium

840H  
840G  
840F  
840C

super coarse  
coarse  
fine  
extra fine

Fig.	Shank	ISO-No.		5	5	5	5	5
				L mm				
840	FG	806 <b>314</b> 156 524		008	010	012	014	016
840H	FG	806 <b>314</b> 156 544			010	012	014	
840G	FG	806 <b>314</b> 156 534		008	010	012	014	016
840F	FG	806 <b>314</b> 156 514		008	010	012	014	
840C	FG	806 <b>314</b> 156 504			010			

Kante abgerundet • Rounded edge • Extremo redondeado

### 841


medium

841H  
841G  
841F  
841C

super coarse  
coarse  
fine  
extra fine

Fig.	Shank	ISO-No.		5	5	5	5	5
				L mm				
841	FG	806 <b>314</b> 157 524		008	010	012	014	016
841H	FG	806 <b>314</b> 157 544				012	014	
841G	FG	806 <b>314</b> 157 534				012	014	
841F	FG	806 <b>314</b> 157 514		008	010	012	014	
841C	FG	806 <b>314</b> 157 504			010	012		

Kante abgerundet • Rounded edge • Extremo redondeado



## 842

medium

842H super coarse  
842G coarse  
842F fine  
842C extra fine


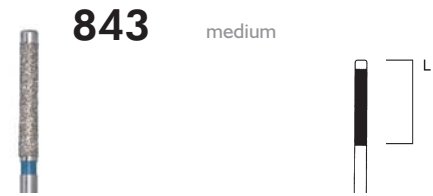


Fig.	Shank	ISO-No.		5	5	5	5
				L mm			
842	FG	806 314 158 524		012	014	016	018
842H	FG	806 314 158 544		012	014	016	018
842G	FG	806 314 158 534		012	014	016	018
842F	FG	806 314 158 514		012	014	016	
842C	FG	806 314 158 504		012	014	016	



Kante abgerundet • Rounded edge • Extremo redondeado



## 843

medium

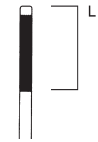


Fig.	Shank	ISO-No.		5
				L mm
843	FG XL	806 316 152 524		016




Nach Küpper

Für definierten Materialabtrag bei der Kronenpräparation  
According to Küpper

For the defined material removal in crown preparation  
Según Küpper

Para el tallado definido en la preparación de hombros



## 845

medium

845H super coarse  
845G coarse



Fig.	Shank	ISO-No.		5	5	5	5	5	5
				L mm					
845	HP	806 104 168 524					010	012	016
	RA	806 204 168 524						014	
	FG	806 314 168 524		007	008	009	010	012	014
845H	FG	806 314 168 544						014	
845G	FG	806 314 168 534					012	014	



## 845R

medium

845RF fine  
845RC extra fine




Fig.	Shank	ISO-No.		5	5	5	5
				L mm			
845R	FG	806 314 544 524		016	018	021	025
845RF	FG	806 314 544 514		016	018		025
845RC	FG	806 314 544 504		016	018		



Kante abgerundet

Rounded edge

Extremo redondeado



## 846

medium

846H super coarse  
846G coarse  
846F fine


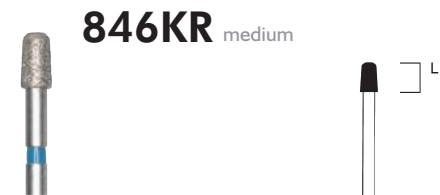


Fig.	Shank	ISO-No.		5	5	5	5	5
				L mm				
846	FG	806 314 171 524		012	014	016	018	025
846H	FG	806 314 171 544						025
846G	FG	806 314 171 534		012		016		025
846F	FG	806 314 171 514		012		016		025



## 846KR

medium

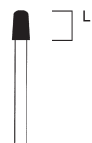


Fig.	Shank	ISO-No.		2
				L mm
846KR	FG	806 314 584 524		023



Kante abgerundet

Rounded edge

Extremo redondeado

### 846R

medium

- 846RH super coarse
- 846RG coarse
- 846RF fine
- 846RC extra fine

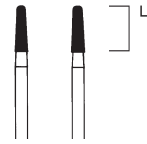


Fig.	Shank	ISO-No.		5	5
				L mm	
846R	FG	806 314 545 524		016	018
846RH	FG	806 314 545 544		016	
846RG	FG	806 314 545 534		016	018
846RF	FG	806 314 545 514		016	018
846RC	FG	806 314 545 504		016	



Kante abgerundet

Rounded edge

Extremo redondeado

### 847

medium

- 847H super coarse
- 847G coarse
- 847F fine

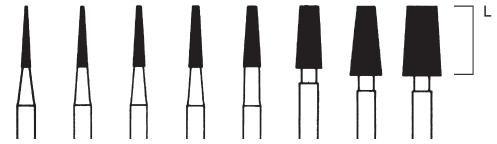


Fig.	Shank	ISO-No.		5	5	5	5	5	2	2	2
				L mm							
847	HP	806 104 172 524		014	016	018	023	033	040	050	
	RA	806 204 172 524		014	016	018					
	FG	806 314 172 524		012	014	016	018				
847H	FG short	806 313 172 544		014	016						
	FG	806 314 172 544		012	014	016	018				
847G	FG short	806 313 172 534		014	016						
	FG	806 314 172 534		012	014	016	018				
847F	FG	806 314 172 514		012	014	016					



### 847KR

medium

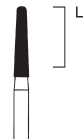


Fig.	Shank	ISO-No.		5
				L mm
847KR	FG	806 314 585 524		016



Kante abgerundet

Rounded edge

Extremo redondeado



### 847R

medium



- 847RH super coarse
- 847RG coarse
- 847RF fine
- 847RC extra fine

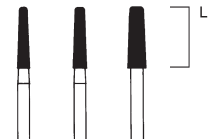


Fig.	Shank	ISO-No.		5	5	5
				L mm		
847R	FG	806 314 546 524		016	018	023
847RH	FG	806 314 546 544		016	018	023
847RG	FG	806 314 546 534		016	018	023
847RF	FG	806 314 546 514		016	018	023
847RC	FG	806 314 546 504		016	018	023



Kante abgerundet

Rounded edge

Extremo redondeado

### 848

medium

- 848H super coarse
- 848G coarse
- 848F fine
- 848C extra fine




Fig.	Shank	ISO-No.		5	5	5	5	5	5	2
				L mm						
848	HP	806 104 173 524		012	014	016	018	021	023	031
	RA	806 204 173 524				016				
	FG	806 314 173 524			014	016	018	021	023	031
848H	FG	806 314 173 544			014	016	018			
848G	FG	806 314 173 534			014	016	018	021	023	
848F	FG	806 314 173 514				016	018			
848C	FG	806 314 173 504				016				



### 848R

medium



- 848RF fine

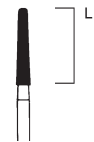


Fig.	Shank	ISO-No.		5
				L mm
848R	FG	806 314 553 524		016
848RF	FG	806 314 553 514		016



Kante abgerundet

Rounded edge

Extremo redondeado

### 849

medium

849H super coarse  
849G coarse  
849F fine



Fig.	Shank	ISO-No.	L mm	5						
				5	5	5	5	5	5	5
849	HP	806 104 197 524						014		025
	FG	806 314 197 524		010	012	014	016	018	025	
849H	FG	806 314 197 544				014	016	018	025	
849G	HP	806 104 197 534						016		
	FG short	806 313 197 534								025
	FG	806 314 197 534		010	012	014	016	018	025	
849F	FG	806 314 197 514		010	012	014	016	018	025	



### 849L

849LF fine  
849LC extra fine  
849LU ultra fine



Fig.	Shank	ISO-No.	L mm	5
				5
849LF	RA L	806 205 693 514		012
	RA XL	806 206 693 514		012
849LC	RA L	806 205 693 504		012
	RA XL	806 206 693 504		012
849LU	RA L	806 205 693 494		012
	RA XL	806 206 693 494		012



Für die optimale Entfernung von Restplaque im subgingivalen Bereich  
For removing residual plaque from subgingival areas  
Optimo para remover placa residual en el área subgingival

### 850

medium

850H super coarse  
850G coarse  
850F fine  
850C extra fine




Fig.	Shank	ISO-No.	L mm	5											
				5	5	5	5	5	5	5	5	5	5	2	2
850	HP	806 104 198 524		010	012		016	018		023	025	033	040		
	FG short	806 313 198 524			012		016								
	FG	806 314 198 524			012	014	016	018	021		025				
850H	FG short	806 313 198 544				014	016								
	FG	806 314 198 544			012	014	016	018	021		025				
850G	HP	806 104 198 534						018							
	FG short	806 313 198 534				014	016	018							
	FG	806 314 198 534			012	014	016	018	021	023	025				
850F	HP	806 104 198 514									025				
	FG	806 314 198 514			012	014	016	018							
850C	FG	806 314 198 504			012										



### 851

medium




Fig.	Shank	ISO-No.	L mm	5
				5
851	FG	806 314 218 524		014



Stirn nicht diamantiert, zur Schonung des zervikalen Bereichs  
Tip not diamond coated, for gentle administration of the cervical area  
Punta no diamantada, para la protección del area cervical

### 851L

medium

851LF fine




Fig.	Shank	ISO-No.	L mm	5		
				5	5	5
851L	FG	806 314 219 524		012	016	018
851LF	FG	806 314 219 514		012		



Stirn nicht diamantiert, zur Schonung des zervikalen Bereichs  
Tip not diamond coated, for gentle administration of the cervical area  
Punta no diamantada, para la protección del area cervical

### 852

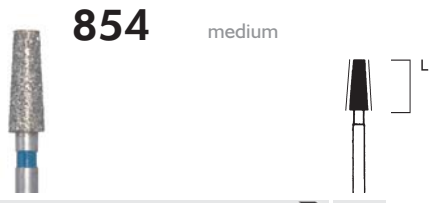
medium

852H super coarse  
852G coarse  
852F fine  
852C extra fine



Fig.	Shank	ISO-No.	L mm	5								
				5	5	5	5	5	5	5	5	
852	HP	806 104 199 524			012	014	016	018	021	023		
	FG	806 314 199 524		010	012	014	016	018		023		
852H	FG short	806 313 199 544					016					
	FG	806 314 199 544			012	014	016	018				
852G	FG short	806 313 199 534					016					
	FG	806 314 199 534			012	014	016	018		023		
852F	FG	806 314 199 514			012	014	016	018				
852C	FG	806 314 199 504					016	018				

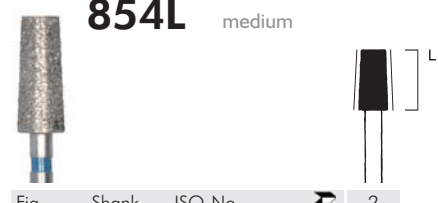




**854** medium

Fig.	Shank	ISO-No.	⊞	5
			L mm	7,0
854	FG	806 <b>314</b> 183 524		025

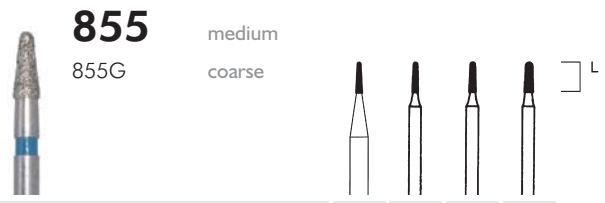
Stirn nicht diamantiert  
 Top is not diamond coated  
 Frente no diamantado



**854L** medium

Fig.	Shank	ISO-No.	⊞	2
			L mm	8,0
854L	HP	806 <b>104</b> 184 524		040

Stirn nicht diamantiert  
 Top is not diamond coated  
 Frente no diamantado



**855** medium

855G coarse

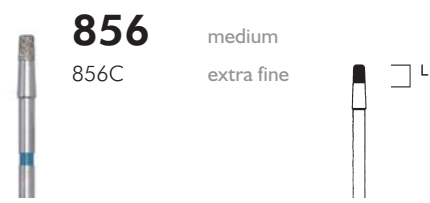
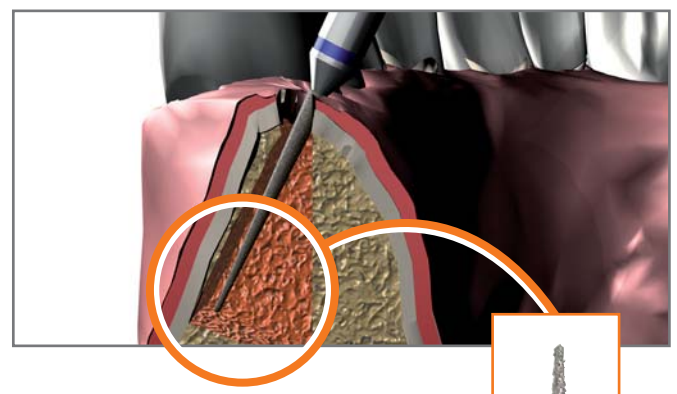
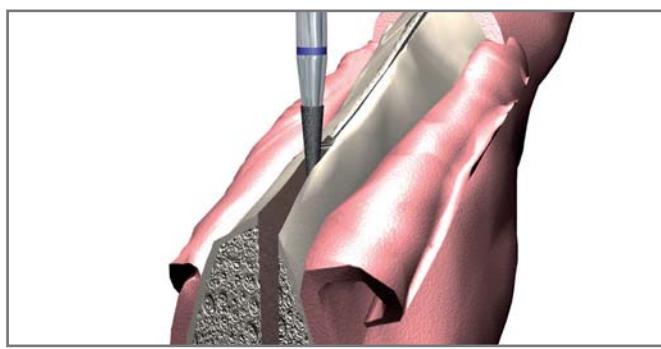
Fig.	Shank	ISO-No.	⊞	5	5	5	5
			L mm	4,0	4,0	4,0	4,0
855	HP	806 <b>104</b> 196 524		009			
	FG	806 <b>314</b> 196 524			010	012	016
855G	FG	806 <b>314</b> 196 534				012	016



**855L**

855LF fine  
 855LC extra fine  
 855LU ultra fine

Fig.	Shank	ISO-No.	⊞	5	5
			L mm	3,0	3,0
855LF	FG	806 <b>314</b> 195 514		007	009
855LC	FG	806 <b>314</b> 195 504		007	009
855LU	FG	806 <b>314</b> 195 494		007	009

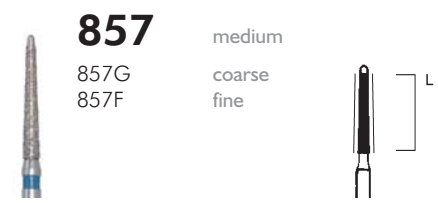


**856** medium

856C extra fine

Fig.	Shank	ISO-No.	⊞	5
			L mm	2,5
856	FG XL	806 <b>316</b> 148 524		016
856C	FG XL	806 <b>316</b> 148 504		016

Für definierten Abtrag der zervikalen Stufe bei der Kronenpräparation - nach Küpper  
 For defined material removal at the circumferential stage in crown preparation - according to Küpper  
 Para el tallado definido del escalon cervical en la preparación de hombros - según Küpper



**857** medium

857G coarse  
 857F fine

Fig.	Shank	ISO-No.	⊞	5
			L mm	10,0
857	FG	806 <b>314</b> 220 524		014
857G	FG	806 <b>314</b> 220 534		014
857F	FG	806 <b>314</b> 220 514		014

Stirn nicht diamantiert, zur Schonung des zervikalen Bereichs  
 Tip not diamond coated, for gentle administration of the cervical area  
 Punta no diamantada, para la protección del area cervical



859L

## 858

medium

858H super coarse  
858G coarse  
858F fine  
858C extra fine  
858U ultra fine




Fig.	Shank	ISO-No.		5			
				L mm	8,0	8,0	8,0
<b>858</b>	HP	806 <b>104</b> 165 524			014		
	RA	806 <b>204</b> 165 524			014		
	FG short	806 <b>313</b> 165 524			014		
	FG	806 <b>314</b> 165 524		010	014	016	
<b>858H</b>	FG	806 <b>314</b> 165 544			014		
<b>858G</b>	HP	806 <b>104</b> 165 534					018
	FG short	806 <b>313</b> 165 534			014		
	FG	806 <b>314</b> 165 534			014	016	
<b>858F</b>	RA	806 <b>204</b> 165 514			014		
	FG	806 <b>314</b> 165 514		010	014		
<b>858C</b>	RA	806 <b>204</b> 165 504			014		
	FG	806 <b>314</b> 165 504		010	014		
<b>858U</b>	FG	806 <b>314</b> 165 494			014		



## 859

medium

859H super coarse  
859G coarse  
859F fine  
859C extra fine  
859U ultra fine



Fig.	Shank	ISO-No.		5				
				L mm	10,0	10,0	10,0	10,0
<b>859</b>	HP	806 <b>104</b> 166 524		010		014		018
	RA	806 <b>204</b> 166 524						018
	FG	806 <b>314</b> 166 524		010	012	014	016	018
<b>859H</b>	FG	806 <b>314</b> 166 544						018
<b>859G</b>	FG	806 <b>314</b> 166 534				014	016	018
<b>859F</b>	HP	806 <b>104</b> 166 514						018
	RA	806 <b>204</b> 166 514				014		
	FG	806 <b>314</b> 166 514		010	012	014	016	018
<b>859C</b>	FG	806 <b>314</b> 166 504			012	014	016	018
<b>859U</b>	FG	806 <b>314</b> 166 494				014		



## 859L

medium

859LF fine  
859LC extra fine

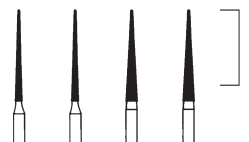


Fig.	Shank	ISO-No.		5			
				L mm	12,0	12,0	12,0
<b>859L</b>	RA	806 <b>204</b> 167 524		010			
	FG	806 <b>314</b> 167 524		010	012	014	016
<b>859LF</b>	FG	806 <b>314</b> 167 514		010	012	014	
<b>859LC</b>	FG	806 <b>314</b> 167 504		010		014	



## 860

medium

860G coarse  
860C extra fine




Fig.	Shank	ISO-No.		5		
				L mm	2,5	3,5
<b>860</b>	HP	806 <b>104</b> 246 524				010
	RA	806 <b>204</b> 246 524				010
	FG	806 <b>314</b> 246 524		008		010
<b>860G</b>	FG	806 <b>314</b> 246 534				010
<b>860C</b>	RA	806 <b>204</b> 246 504			009	
	FG	806 <b>314</b> 246 504			009	



## 861

medium

861H super coarse  
861G coarse  
861F fine  
861C extra fine  
861U ultra fine




Fig.	Shank	ISO-No.		5			
				L mm	10,0	5,0	5,0
<b>861</b>	HP	806 <b>104</b> 247 524			012		016
	RA	806 <b>204</b> 247 524			012		
	FG	806 <b>314</b> 247 524		010	012	014	016
<b>861H</b>	FG	806 <b>314</b> 247 544				014	
<b>861G</b>	FG	806 <b>314</b> 247 534		010	012	014	016
<b>861F</b>	RA	806 <b>204</b> 247 514			012		
	FG	806 <b>314</b> 247 514		010	012	014	
<b>861C</b>	FG	806 <b>314</b> 247 504		010	012	014	016
<b>861U</b>	FG	806 <b>314</b> 247 494		010			



## 861K

861KF fein

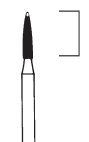


Fig.	Shank	ISO-No.		5
				L mm
<b>861KF</b>	FG	806 <b>314</b> 255 514		012



Stirn nicht diamantiert, zur Schonung des zervikalen Bereichs

Tip not diamond coated, for gentle administration of the cervical area

Punta no diamantada, para la protección del area cervical



## 862

medium

862H super coarse  
862G coarse  
862F fine  
862C extra fine  
862U ultra fine

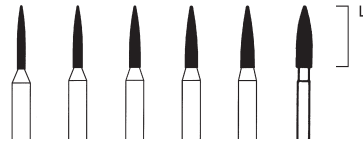


Fig.	Shank	ISO-No.		5	5	5	5	5	5
				L mm					
862	HP	806 <b>104</b> 249 524		010	012	014	016	018	
	RA	806 <b>204</b> 249 524				014	016		
	FG short	806 <b>313</b> 249 524			012				
	FG	806 <b>314</b> 249 524		010	012	014	016		021
862H	FG	806 <b>314</b> 249 544			012	014	016		
862G	FG short	806 <b>313</b> 249 534			012	014	016		
	FG	806 <b>314</b> 249 534		010	012	014	016		021
862F	HP	806 <b>104</b> 249 514					016		
	RA	806 <b>204</b> 249 514			012		016		
	FG	806 <b>314</b> 249 514		010	012	014	016		
862C	RA	806 <b>204</b> 249 504			012	014	016		
	FG	806 <b>314</b> 249 504		010	012	014	016		
862U	FG	806 <b>314</b> 249 494			012				



## 863

medium

863H super coarse  
863G coarse  
863F fine  
863C extra fine




Fig.	Shank	ISO-No.		5	5	5	5
				L mm			
863	HP	806 <b>104</b> 250 524		012	016	018	025
	RA	806 <b>204</b> 250 524		012	016		
	FG	806 <b>314</b> 250 524		012	016	018	
863H	FG	806 <b>314</b> 250 544		012	016	018	
863G	FG	806 <b>314</b> 250 534		012	016	018	
863F	RA	806 <b>204</b> 250 514		012			
	FG	806 <b>314</b> 250 514		012	016	018	
863C	FG	806 <b>314</b> 250 504		012	016		



## 863K

coarse

863KF fine  
863KC extra fine

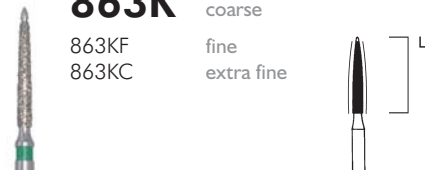


Fig.	Shank	ISO-No.		5
				L mm
863KG	FG	806 <b>314</b> 256 534		012
863KF	FG	806 <b>314</b> 256 514		012
863KC	FG	806 <b>314</b> 256 504		012



## 863L

medium

863LF fine

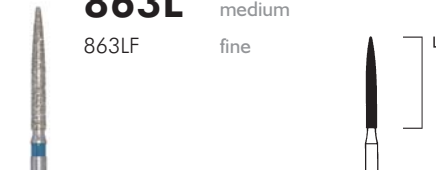


Fig.	Shank	ISO-No.		5
				L mm
863L	FG	806 <b>314</b> 251 524		014
863LF	FG	806 <b>314</b> 251 514		014



## 865L

medium

865LF fine

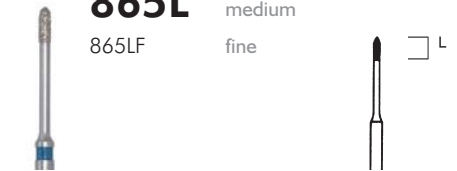


Fig.	Shank	ISO-No.		5
				L mm
865L	FG	806 <b>314</b> 535 524		009
865LF	FG	806 <b>314</b> 535 514		009



Stirn nicht diamantiert, zur Schonung des zervikalen Bereichs

Tip not diamond coated, for gentle administration of the cervical area

Punta no diamantada, para la protección del area cervical

## 866

medium

866F fine

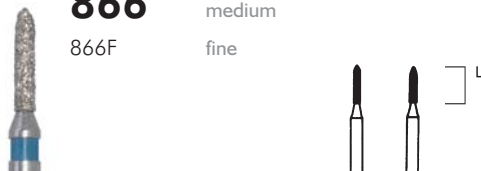


Fig.	Shank	ISO-No.		5	5
				L mm	
866	FG	806 <b>314</b> 287 524		009	010
866F	FG	806 <b>314</b> 287 514		009	



Torpedo • Torpedo • Torpedo

## 867

medium

867G coarse  
867F fine



Fig.	Shank	ISO-No.		5	5	5
				L mm		
867	FG short	806 <b>313</b> 288 524		010	012	
	FG	806 <b>314</b> 288 524		009	010	012
867G	FG short	806 <b>313</b> 288 534				012
	FG	806 <b>314</b> 288 534			010	012
867F	FG	806 <b>314</b> 288 514		009	010	012



Torpedo • Torpedo • Torpedo

## 868

medium

868H super coarse  
868G coarse  
868F fine  
868C extra fine




Fig.	Shank	ISO-No.		5	5	5	5
				L mm			
868	HP	806 104 289 524		8,0	8,0	8,0	8,0
	RA	806 204 289 524			012	014	
	FG	806 314 289 524		010	012	014	016
868H	FG short	806 313 289 544			012		
	FG	806 314 289 544			012	014	016
868G	FG	806 314 289 534		010	012	014	016
868F	FG	806 314 289 514		010	012	014	016
868C	FG	806 314 289 504			012	014	



Torpedo  
Torpedo  
Torpedo

## 869

medium

869H super coarse  
869G coarse  
869F fine  
869C extra fine




Fig.	Shank	ISO-No.		5	5	5	5
				L mm			
869	HP	806 104 290 524		10,0	10,0	10,0	10,0
	FG	806 314 290 524		010	012	014	
869H	FG	806 314 290 544				014	
869G	FG	806 314 290 534			012	014	016
869F	FG	806 314 290 514		010	012	014	016
869C	FG	806 314 290 504			012	014	



Torpedo  
Torpedo  
Torpedo



## 869L

medium

869LF fine

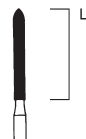


Fig.	Shank	ISO-No.		5
				L mm
869L	FG	806 314 291 524		014
869LF	FG	806 314 291 514		014



Torpedo  
Torpedo  
Torpedo

## 870

medium

870G coarse



Fig.	Shank	ISO-No.		5	5	5	5	5
				L mm				
870	FG	806 314 032 524		1,5	1,5	1,5	1,7	2,0
870G	FG	806 314 032 534		010	012	014	016	018



Diabolo  
Diabolo  
Doble cono

## 871

medium

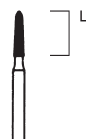


Fig.	Shank	ISO-No.		5
				L mm
871	FG	806 314 222 524		014



## 872

medium

872F fine

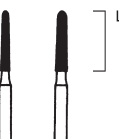


Fig.	Shank	ISO-No.		5	5
				L mm	
872	FG	806 314 223 524		012	016
872F	FG	806 314 223 514			016



## 873

medium



Fig.	Shank	ISO-No.		5
				L mm
873	FG	806 314 213 524		016



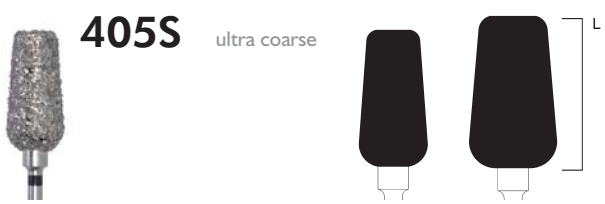


**875** medium  
 875S ultra coarse  
 875H super coarse  
 875G coarse

Fig.	Shank	ISO-No.		5	2	2	2	2	2	2	2
				L mm							
875	HP	806 104 260 524		10,0	12,0	12,0	12,0	12,0	12,0	12,0	15,0
875S	HP	806 104 263 554			045					060	
875H	HP	806 104 260 544						060			080
875G	HP	806 104 260 534				055				070	
	FG	806 314 588 534		025							



**Labordiamant**  
 Laboratory diamond  
 Diamante para laboratorio

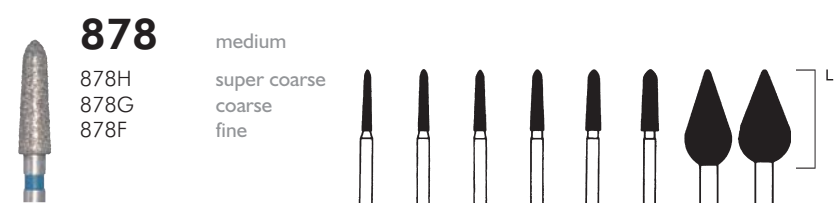


**405S** ultra coarse

Fig.	Shank	ISO-No.		1	1
				L mm	
405S	HP	806 104 490 554		18,0	20,0
				090	115



**Hohlschleifer, diamantiert**  
 Bevel grinding, diamond coated  
 Fresa concava diamantada

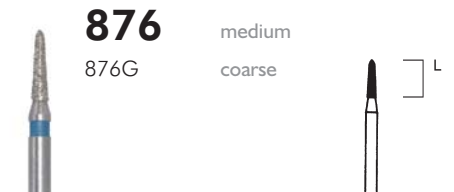


**878** medium  
 878H super coarse  
 878G coarse  
 878F fine

Fig.	Shank	ISO-No.		5	5	5	5	5	5	5	2	2
				L mm								
878	HP	806 104 257 524		8,0	8,0	8,0	8,0	8,0	8,0	8,0	13,0	13,0
	FG	806 314 298 524									060	
878H	FG	806 314 298 544		012	014	016	018	021	023			
878G	HP	806 104 257 534										070
	FG	806 314 298 534		012	014	016	018	021	023			
878F	FG	806 314 298 514		012	014	016	018	021				



**Torpedo, konisch**  
 Torpedo, conical  
 Torpedo, cónico



**876** medium  
 876G coarse

Fig.	Shank	ISO-No.		5
				L mm
876	FG	806 314 296 524		5,0
876G	FG	806 314 296 534		012



**Torpedo, konisch**  
 Torpedo, conical  
 Torpedo, cónico



**877** medium  
 877H super coarse  
 877G coarse  
 877F fine

Fig.	Shank	ISO-No.		5	5	5	5
				L mm			
877	FG	806 314 297 524		012	014	016	018
877H	FG	806 314 297 544				016	018
877G	FG	806 314 297 534		012	014	016	018
877F	FG	806 314 297 514		012			



**Torpedo, konisch**  
 Torpedo, conical  
 Torpedo, cónico



405S

## 879

medium



879S  
879H  
879G  
879F  
879C

ultra coarse  
super coarse  
coarse  
fine  
extra fine




Fig.	Shank	ISO-No.		5	5	5	5	5	5	2	2	1
				L mm								
879	HP	806 104 266 524		10,0	10,0	10,0	10,0	10,0	10,0	12,0	12,0	20,0
	FG	806 314 299 524		012	014	016	018		023			
879S	HP	806 104 266 554										050
879H	HP	806 104 266 544								047		060
	FG	806 314 299 544				016	018	021				
879G	HP	806 104 266 534								047		
	FG	806 314 299 534		012	014	016	018	021	023			
879F	FG	806 314 299 514		012	014	016						
879C	FG	806 314 299 504				016						



Torpedo, konisch • Torpedo, conical • Torpedo, cónico



## 880

medium



880G

coarse

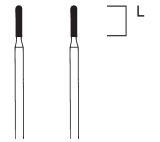


Fig.	Shank	ISO-No.		5	5
				L mm	
880	FG	806 314 139 524		012	014
880G	FG	806 314 139 534		012	014



## 881

medium



881H  
881G  
881F  
881C

super coarse  
coarse  
fine  
extra fine



Fig.	Shank	ISO-No.		5	5	5	5
				L mm			
881	FG	806 314 141 524		010	012	014	016
881H	FG	806 314 141 544			012	014	
881G	FG	806 314 141 534			012	014	016
881F	FG	806 314 141 514		010	012	014	016
881C	FG	806 314 141 504			012	014	



## 881PS

ultra coarse




Fig.	Shank	ISO-No.		1	1	1
				L mm		
881PS	HP	806 104 524 554		085	095	115



- Zum Ausarbeiten weichbleibender Unterfütterungsmaterialien
- Diamantierung mit stärkerer und scharfkantiger Körnung
- Neue Struktur verhindert das Zusetzen der Schleiffläche
- Reduzierte Wärmeentwicklung

- For grinding soft underlining material
- Diamond coated with stronger, sharp edged grit
- New structure prevents clogging effect of the sharp edged grit
- Reduced heat development

- Para modelar materiales de rebase permanentemente blandos
- Diamantado con granos más fuertes y cortantes
- La nueva estructura evita que la superficie se tape
- Produce menos calor

## 882

medium



882F

fine




Fig.	Shank	ISO-No.		5	5
				L mm	
882	FG	806 314 142 524		012	014
882F	FG	806 314 142 514		012	014



## 883H

super coarse

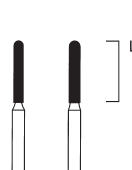


Fig.	Shank	ISO-No.		5	5
				L mm	
883H	FG	806 314 146 544		012	016



### 884

884G medium  
884F coarse  
fine

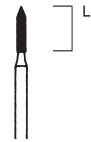


Fig.	Shank	ISO-No.		5
			L mm	6,0
884	FG	806 314 129 524		012
884G	FG	806 314 129 534		012
884F	FG	806 314 129 514		012



### 886

886H medium  
886G super coarse  
886F coarse  
886C fine  
extra fine

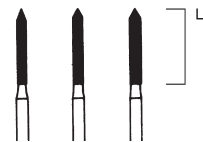


Fig.	Shank	ISO-No.		5	5	5
			L mm	10,0	10,0	10,0
886	FG	806 314 131 524		012	014	016
886H	FG	806 314 131 544			014	016
886G	FG	806 314 131 534		012	014	016
886F	FG	806 314 131 514		012	014	016
886C	FG	806 314 131 504			014	



### 888L

888LG medium  
coarse

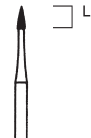


Fig.	Shank	ISO-No.		5
			L mm	3,0
888LG	FG	806 314 539 534		010



### 890

890C fine  
890U extra fine  
ultra fine

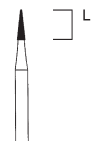


Fig.	Shank	ISO-No.		5
			L mm	4,0
890F	FG	806 314 160 514		010
890C	FG	806 314 160 504		010
890U	FG	806 314 160 494		010



### 885

885H medium  
885G super coarse  
885F coarse  
885C fine  
extra fine

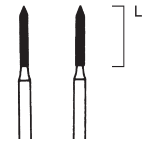


Fig.	Shank	ISO-No.		5	5
			L mm	8,0	8,0
885	FG	806 314 130 524		012	014
885H	FG	806 314 130 544		012	014
885G	FG short	806 314 130 534		012	
	FG	806 314 130 534		012	014
885F	FG	806 314 130 514		012	014
885C	FG	806 314 130 504		012	



### 888

888 medium

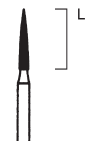


Fig.	Shank	ISO-No.		5
			L mm	8,0
888	FG	806 314 496 524		012



### 889L

889L medium  
889LG coarse  
889LF fine  
889LC extra fine



Fig.	Shank	ISO-No.		5	5
			L mm	3,5	4,0
889L	FG	806 314 540 524		009	010
889LG	FG	806 314 540 534		009	010
889LF	FG	806 314 540 514		009	010
889LC	FG	806 314 540 504		009	



### 890L

890L fine  
890LC extra fine

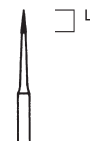


Fig.	Shank	ISO-No.		5
			L mm	3,0
890LF	FG	806 314 699 514		008
890LC	FG	806 314 699 504		008



### 891 medium


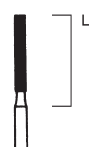





Fig.	Shank	ISO-No.		5
			L mm	12,0
891	FG	806 314 113 524		014



### 893 medium


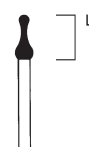





Fig.	Shank	ISO-No.		5
			L mm	5,8
893	FG	806 314 507 524		023



### 894 medium


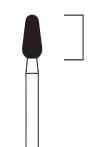





Fig.	Shank	ISO-No.		5
			L mm	5,5
894	FG	806 314 263 524		025



### 895 medium

895F fine  
895C extra fine  
895U ultra fine


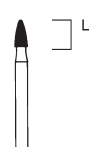





Fig.	Shank	ISO-No.		5
			L mm	3,5
895	FG	806 314 274 524		016
895F	FG	806 314 274 514		016
895C	FG	806 314 274 504		016
895U	FG	806 314 274 494		016



### 895L super coarse




Fig.	Shank	ISO-No.		5
			L mm	6,5
895LH	FG	806 314 272 544		018



### 896 fine 896C extra fine


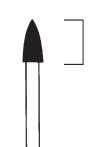





Fig.	Shank	ISO-No.		5
			L mm	5,5
896F	FG	806 314 244 514		025
896C	FG	806 314 244 504		025



### 897 fine

897F


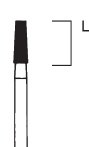





Fig.	Shank	ISO-No.		5
			L mm	6,0
897F	FG	806 314 176 514		018



### 897R medium 897RC extra fine


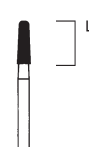





Fig.	Shank	ISO-No.		5
			L mm	6,0
897R	FG	806 314 584 524		018
897RC	FG	806 314 584 504		018




### 898 medium

898H super coarse  
898G coarse  
898F fine  
898C extra fine  
898U ultra fine









Fig.	Shank	ISO-No.		5	5	5	5	2
			L mm	6,0	6,0	6,0	6,0	7,0
898	HP	806 104 161 524						037
	RA	806 204 161 524						037
	FG	806 314 164 524		012	014	016	023	
898H	FG	806 314 164 544					023	
898G	FG	806 314 164 534		012	014	016	023	
898F	FG	806 314 164 514		012	014			
898C	FG	806 314 164 504			014			
898U	FG	806 314 164 494			014			

### 899 medium

899G coarse  
899F fine






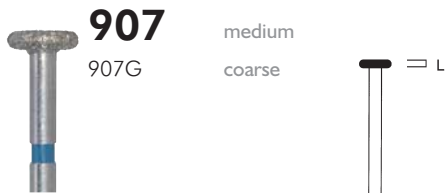



Fig.	Shank	ISO-No.		5	5	5
			L mm	6,5	7,0	7,0
899	FG	806 314 033 524		021	027	031
899G	FG	806 314 033 534			027	031
899F	FG	806 314 033 514			027	031



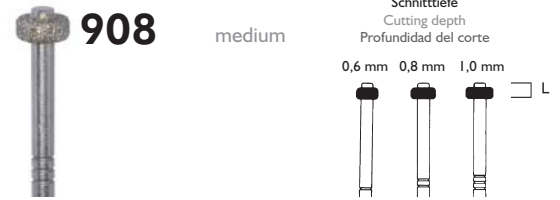
**907**

907G

medium  
coarse

= L

Fig.	Shank	ISO-No.		5	
				L mm	1,0
907	FG	806 314 067 524		041	
907G	FG	806 314 067 534		041	



**908**

medium

Schnitttiefe  
Cutting depth  
Profundidad del corte

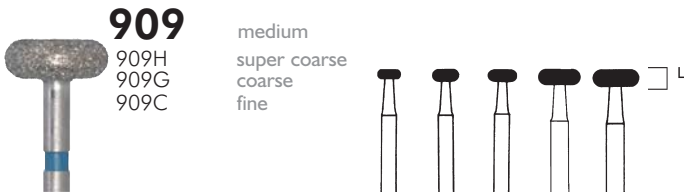
0,6 mm 0,8 mm 1,0 mm

= L

Fig.	Shank	ISO-No.		5	5	5	
				L mm	1,5	1,5	1,5
908	FG XL	806 316 072 524		028	032	036	



Dual geführter Rillenschleifer - nach Küpper  
Dual controlled groove grinder - according to Küpper  
Fresa de carril - según Küpper




**909**

909H  
909G  
909C

medium  
super coarse  
coarse  
fine

= L

Fig.	Shank	ISO-No.		5	5	2	2	2	
				L mm	0,8	1,3	1,8	2,0	2,3
909	HP	806 104 068 524			035			060	
	RA	806 204 068 524			035			060	
	FG	806 314 068 524		031	035	040	055	060	
909H	FG	806 314 068 544				040			
909G	FG	806 314 068 534		031	035	040			
909F	FG	806 314 068 514				040			



**D203**

medium

= L

Fig.	Shank	ISO-No.		2	2	2	2	
				L mm	7,0	7,0	7,0	9,0
D203	HP	806 104 417 524		008	009	010	012	



Spiralbohrer, diamantiert  
Diamond coated twist drill  
Taladro diamantado



**508**

508F

coarse  
fine

= L

Fig.	Shank	ISO-No.		5	5	
				L mm	7,5	7,5
508G	FG	806 314 508 534		016	020	
508F	FG	806 314 508 514		016	020	



Konisch, mit Führungsspitze zum kontrollierten Materialabtrag  
Conical, guided tip for controlled removal of material  
Cónica, con punta de guía para el tallado controlado

**509**

509F

coarse  
fine

= L

Fig.	Shank	ISO-No.		5	5	
				L mm	8,0	8,0
509G	FG	806 314 189 534		014	016	
509F	FG	806 314 189 514		014	016	



Zylindrisch, mit Führungsspitze zum kontrollierten Materialabtrag  
Cylindrical, guided tip for controlled removal of material  
Cilíndrica, con punta de guía para el tallado controlado

Definierte und kontrollierte zirkuläre Hohlkehhlpräparation unter Führung des axialen Stiftes mit dem Instrument 508.

Defined and controlled circular chamfer preparation under guidance of the axial pin with the instrument 508.

Preparación definida y controlada del bisel circular guiada por medio de la punta axial del instrumento 508.

### 83804 medium



Fig.	Shank	ISO-No.		5	5
			L mm	4,0	4,0
83804	FG	806 314 445 524		012	018



### 83806 medium




Fig.	Shank	ISO-No.		5	5
			L mm	6,0	6,0
83806	FG	806 314 446 524		012	018



### 83808 medium

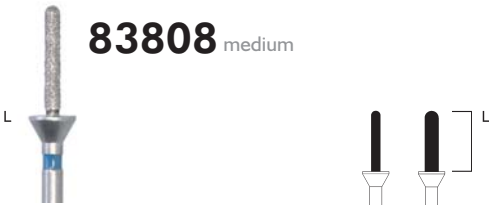


Fig.	Shank	ISO-No.		5	5
			L mm	8,0	8,0
83808	FG	806 314 447 524		012	018



### 838G4 coarse




Fig.	Shank	ISO-No.		5	5
			L mm	4,0	4,0
838G4	FG	806 314 445 534		012	018



### 838G6 coarse



Fig.	Shank	ISO-No.		5	5
			L mm	6,0	6,0
838G6	FG	806 314 446 534		012	018



### 838G8 coarse

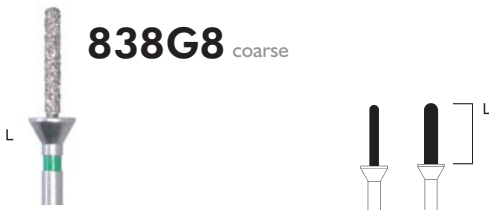
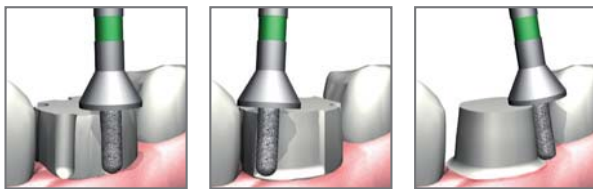


Fig.	Shank	ISO-No.		5	5
			L mm	8,0	8,0
838G8	FG	806 314 447 534		012	018



## 2564 Scalino Kit

developed with Dr. Grabosch



- System zur einfachen und kontrollierten Stufenpräparation
- Abgestützte, gesicherte Tiefenmarkierung (Fräsertiefe 4,0 mm, 6,0 mm, 8,0 mm)
- Minimaler Substanzverlust durch torpedoförmigen Diamant
- Hervorragender Gebrauch auch in der Füllungstherapie durch leichtes Aufziehen der Okklusalfächen
- Einfaches, kontrolliertes Vorgehen
- Große Arbeitserleichterung - perfektes Arbeitsergebnis

- System to achieve a simple and controlled shoulder preparation
- Supported, secure depth marking (cutting depth 4.0 mm, 6.0 mm, 8.0 mm)
- Minimal loss of substance due to torpedo-shaped diamond
- Excellent use also during the filling stage due to the slight raising of the occlusal surfaces
- Simple controlled procedure
- Makes work much easier and delivers perfect results

- Sistema para preparar hombros de manera simple y controlada
- Clara definición de la profundidad con apoyos (profundidad de fresado: 4,0 mm, 6,0 mm, 8,0 mm)
- Mínima pérdida de la sustancia dental gracias al diamante de tipo torpedo
- Ideal también en la terapia de empastes gracias a la facilidad de colocación de los contactos oclusales
- Procedimiento fácil y controlado
- Extraordinaria facilitación del trabajo con resultados perfectos

Fig.	83804	83804	838G4	838G4	83806	83806
Shank	FG / 314	FG / 314	FG / 314	FG / 314	FG / 314	FG / 314
Size	012	018	012	018	012	018
L mm	4,0	4,0	4,0	4,0	6,0	6,0
Pieces/Kit	1	1	1	1	1	1

Fig.	838G6	838G6	83808	83808	838G8	838G8	830	831	833	862	862	862G	881	881G
Shank	FG / 314	FG / 314	FG / 314	FG / 314	FG / 314	FG / 314	FG / 314	FG / 314	FG / 314	FG / 314	FG / 314	FG / 314	FG / 314	FG / 314
Size	012	018	012	018	012	018	018	018	018	012	016	016	012	012
L mm	6,0	6,0	8,0	8,0	8,0	8,0	4,5	3,5	3,5	8,0	8,0	8,0	8,0	8,0
Pieces/Kit	1	1	1	1	1	1	1	1	1	1	1	1	1	1



## 2565 Occlusal Reduction Kit developed with Dr. Athas N. Kometas DMD, PA, Daytona Beach

### OKKLUSALE REDUKTION • OCCLUSAL REDUCTION • REDUCCION OCLUSAL

Tiefe Depth Profundidad	Anwendung Indications Indicación
<span style="color: green;">■</span> 1,5 mm	Goldkronen Gold crowns Coronas de oro
<span style="color: orange;">■</span> 1,8 mm	Kurze Kronen aus Voll- oder Aufbrennkeramik Short clinical crowns - ceramic or all ceramic Coronas cortas - PFM o de todas las cerámicas
<span style="color: yellow;">■</span> 2,0 mm	Kronen aus CEREC®, Captek, Voll- oder Aufbrennkeramik PFM crowns, CEREC®, Captek, or all ceramic
<span style="color: blue;">■</span> 2,2 mm	Coronas PFM, CEREC®, Captek o todas las cerámicas
<span style="color: red;">■</span> 2,4 mm	Lange Kronen aus Voll- oder Aufbrennkeramik Long clinical crowns - PFM or all ceramic Coronas largas, PFM o todas las cerámicas
	Ebenen okklusaler Flächen To level the occlusal plane Para nivelar las superficies oclusales

### LINGUALE REDUKTION • LINGUAL REDUCTION • REDUCCION LINGUAL

<span style="color: gray;">■</span> 1,0 mm	Maxibullär und lingual Maxillary anterior lingual reduction Reducción lingual en los anteriores maxilares
--	---

## 828



Fig.	828G	828O	828Y	828B	828R	828W
Shank	FG / 314	FG / 314	FG / 314	FG / 314	FG / 314	FG / 315
Size	017	017	017	017	017	017
L mm	1,5	1,8	2,0	2,2	2,4	1,0
Pieces/Kit	1	1	1	1	1	1



Visit our Website:  
[www.occlusalrouter.com](http://www.occlusalrouter.com)  
U.S. Patent #6,511,322  
Foreign Patent Pending



## Diamanten für Zirkonoxid • Diamonds for zirconium oxide • Diamantes para oxido de circonio

### 848Z

Fig.	Shank	ISO-No.	2°
848Z4			coarse
848Z3			medium
848Z2			fine
848Z1			extra fine
			ultra fine

Fig.	Shank	ISO-No.	2°
			L mm 10,0
848Z5	FG	806 314 173 532	024
848Z4	FG	806 314 173 522	024
848Z3	FG	806 314 173 512	024
848Z2	FG	806 314 173 502	024
848Z1	FG	806 314 173 492	024



### 852Z

Fig.	Shank	ISO-No.	2°
852Z4			coarse
852Z3			medium
852Z2			fine
852Z1			extra fine
			ultra fine

Fig.	Shank	ISO-No.	2°
			L mm 10,0
852Z5	FG	806 314 199 532	024
852Z4	FG	806 314 199 522	024
852Z3	FG	806 314 199 512	024
852Z2	FG	806 314 199 502	024
852Z1	FG	806 314 199 492	024



### 881Z

Fig.	Shank	ISO-No.	0°
881Z4			coarse
881Z3			medium
881Z2			fine
881Z1			extra fine
			ultra fine

Fig.	Shank	ISO-No.	0°
			L mm 9,5
881Z5	FG	806 314 141 532	017
881Z4	FG	806 314 141 522	017
881Z3	FG	806 314 141 512	017
881Z2	FG	806 314 141 502	017
881Z1	FG	806 314 141 492	017



### 886Z

Fig.	Shank	ISO-No.	2°
886Z4			coarse
886Z3			medium
886Z2			fine
886Z1			extra fine
			ultra fine

Fig.	Shank	ISO-No.	2°
			L mm 10,0
886Z5	FG	806 314 211 532	024
886Z4	FG	806 314 211 522	024
886Z3	FG	806 314 211 512	024
886Z2	FG	806 314 211 502	024
886Z1	FG	806 314 211 492	024



## Diamanten für Zirkonoxid • Diamonds for zirconium oxide • Diamantes para oxido de circonio

**Z0850** medium  
Z850F fine







Fig.	Shank	ISO-No.		5
			L mm	8,0
Z0850	FG	806 314 198 324		018
Z850F	FG	806 314 198 314		018



**Z0863** medium  
Z863F fine


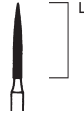




Fig.	Shank	ISO-No.		5
			L mm	10,0
Z0863	FG	806 314 250 324		012
Z863F	FG	806 314 250 314		012



**Z0833** medium  
Z833F fine







Fig.	Shank	ISO-No.		5
			L mm	4,2
Z0833	FG	806 314 277 324		023
Z833F	FG	806 314 277 314		023



**Z801L** medium







Fig.	Shank	ISO-No.		5
Z801L	FG	806 314 697 324		014



**Z0801** medium







Fig.	Shank	ISO-No.		5
Z0801	FG	806 314 001 324		010



**Z838L** medium  
Kronentrenner  
Crown cutter  
Fresa para separar coronas




Fig.	Shank	ISO-No.		5
			L mm	7,0
Z838L	FG	806 314 140 526		014




### CE-Diamanten

CE-Diamantinstrumente „COOL & EFFICIENT“ zeichnen sich vor allem durch eine optimierte Schleifkraft bei gleichzeitig kühlem Schleifen aus. Bewirkt werden diese positiven Eigenschaften durch eine exakt berechnete Linksdrallnut, die für den Transport des Abriebs sowie die optimale Zufuhr der Kühlflüssigkeit sorgt.

### CE Diamonds

CE diamond instruments (COOL & EFFICIENT) provide for optimum grinding performance yet remain cool during grinding. These positive properties are due to a precisely calculated, anti-clockwise groove which transports the debris away from the site and supplies coolant optimally.

### Diamante CE

Los instrumentos diamantados CE "COOL & EFFICIENT" se caracterizan por su óptima fuerza abrasiva, manteniendo al mismo tiempo una temperatura de fricción baja. Estas características positivas se deben a la ranura, exactamente calculada que corre en sentido espiral con giro izquierdo y que facilita la expulsión del polvo de abrasión y el acceso óptimo del líquido refrigerante.

**808D** medium


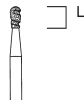




Fig.	Shank	ISO-No.		5
			L mm	2,6
808D	FG	806 314 240 524		016



**808LD** medium


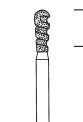




Fig.	Shank	ISO-No.		5
			L mm	5,0
808LD	FG	806 314 241 524		021



**837D** medium


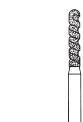




Fig.	Shank	ISO-No.		5
			L mm	7,0
837D	FG	806 314 115 524		014



**837LD** medium


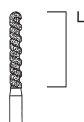




Fig.	Shank	ISO-No.		5
			L mm	9,5
837LD	FG	806 314 115 524		016



**847D** medium







Fig.	Shank	ISO-No.		5
			L mm	9,5
847D	FG	806 314 177 524		016



**848D** medium







Fig.	Shank	ISO-No.		5
			L mm	10,0
848D	FG	806 314 178 524		016



## Micro-Diamanten • Micro Diamonds • Diamante micro

- Maximaler Erhalt der gesunden Zahnschubstanz
- Sehr gute Sicht auf das Arbeitsfeld
- Definierte Abtragsleistung
- Breites Einsatzfeld durch Formenvielfalt
- Maximum preservation of sound tooth substance
- Perfect optical control of the working area
- Defined abrasive properties
- Vast spectrum of operational possibilities due to a variety of shapes
- Máxima conservación de la sustancia dental sana
- Visibilidad excelente sobre el campo de trabajo
- Tallado definido
- Amplio campo de aplicación por la diversidad de formas

### M801 medium








Fig.	Shank	ISO-No.		5
				L mm 1,1
M801	FG	806 314 697 524		007



### M833 medium








Fig.	Shank	ISO-No.		5
				L mm 1,1
M833	FG	806 314 277 524		009



### M838 medium








Fig.	Shank	ISO-No.		5
				L mm 2,1
M838	FG	806 314 137 524		007



### M880 medium








Fig.	Shank	ISO-No.		5
				L mm 3,6
M880	FG	806 314 138 524		007



### M889 medium


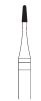





Fig.	Shank	ISO-No.		5
				L mm 2,1
M889	FG	806 314 194 524		007



### M890 medium








Fig.	Shank	ISO-No.		5
				L mm 3,6
M890	FG	806 314 540 524		008



### M895 medium








Fig.	Shank	ISO-No.		5
				L mm 2,1
M895	FG	806 314 271 524		007



### M896 medium








Fig.	Shank	ISO-No.		5
				L mm 3,6
M896	FG	806 314 295 524		007




# Diamantscheiben · Diamond discs · Discos de diamante

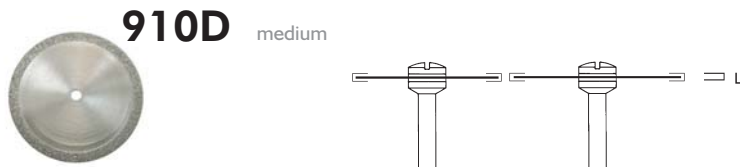


Fig.	Shank	ISO-No.		1	1
				L mm	0,5
910D	HP	806 104 321 524		190	220
	unmounted	806 900 321 524		190	220



Fig.	Shank	ISO-No.		1
				L mm
911D	HP	806 104 332 524		220
	unmounted	806 900 332 524		220



Fig.	Shank	ISO-No.		1
				L mm
914F	HP	806 104 356 514		220
914C	HP	806 104 356 504		220



Super flexibel • Super flexible • Super flexible

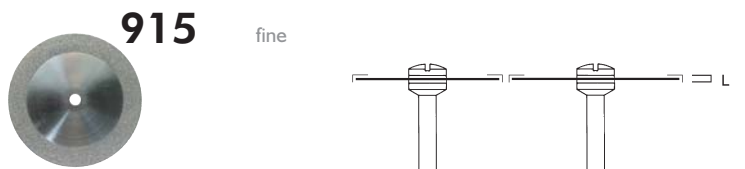


Fig.	Shank	ISO-No.		1	1
				L mm	0,1
915F	HP	806 104 357 514		190	220



Super flexibel • Super flexible • Super flexible



Fig.	Shank	ISO-No.		1	1
				L mm	0,2
915DF	HP	806 104 355 514		190	220
				L mm	0,15
915DC	HP	806 104 355 504		190	220



Super flexibel • Super flexible • Super flexible

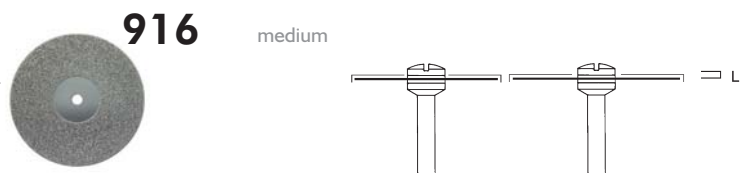


Fig.	Shank	ISO-No.		1	1
				L mm	0,4
916	HP	806 104 329 524		220	220
	unmounted	806 900 329 524		190	220

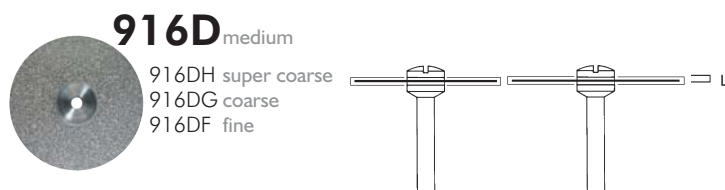


Fig.	Shank	ISO-No.		1	1
				L mm	0,5
916D	HP	806 104 327 524		190	220
	unmounted	806 900 327 524		190	220
				L mm	0,6
916DH	unmounted	806 900 327 544		220	220
				L mm	0,55
916DG	unmounted	806 900 327 534		220	220
				L mm	0,45
916DF	HP	806 104 327 514		220	220
	unmounted	806 900 327 514		220	220



Fig.	Shank	ISO-No.		1
				L mm
917	HP	806 104 328 524		220
	unmounted	806 900 328 524		220





Fig.	Shank	ISO-No.		1
			L mm	0,4
918	HP	806 104 337 524		220
	unmounted	806 900 337 524		220



Fig.	Shank	ISO-No.		1
			L mm	0,5
918D	HP	806 104 335 524		220



Fig.	Shank	ISO-No.		1	1
			L mm	0,15	0,15
921DC	HP	806 104 358 504		190	220
	unmounted	806 900 358 504		190	220



Super flexibel • Super flexible • Super flexible



Fig.	Shank	ISO-No.		1
			L mm	0,15
930F	HP	806 104 347 514		220
	unmounted	806 900 347 514		220

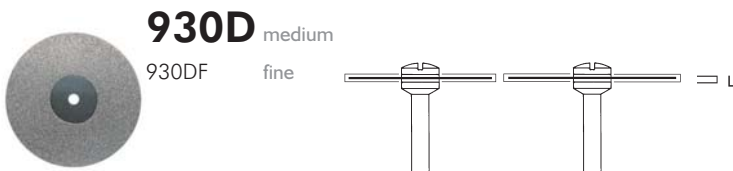


Fig.	Shank	ISO-No.		1	1
			L mm	0,3	0,3
930D	HP	806 104 345 524			220
	unmounted	806 900 345 524			220
			L mm	0,25	0,25
930DF	HP	806 104 345 514		190	220
	unmounted	806 900 345 514		190	220



Fig.	Shank	ISO-No.		1
			L mm	0,15
932F	HP	806 104 352 514		220
	unmounted	806 900 352 514		220



Super flexibel • Super flexible • Super flexible

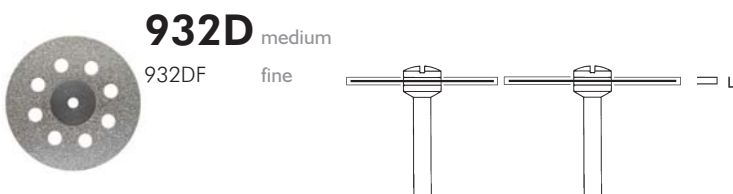


Fig.	Shank	ISO-No.		1	1
			L mm	0,3	0,3
932D	HP	806 104 350 524			220
	unmounted	806 900 350 524			220
			L mm	0,25	0,25
932DF	HP	806 104 350 514		190	220
	unmounted	806 900 350 514		190	220



Super flexibel • Super flexible • Super flexible



Fig.	Shank	ISO-No.		1
			L mm	0,15
934F	HP	806 104 342 514		190



Super flexibel • Super flexible • Super flexible

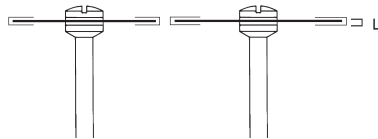


Fig.	Shank	ISO-No.		1	1
				L mm	0,25
935DF	HP	806 104 340 514		190	220
	unmounted	806 900 340 514		190	220



Super flexibel • Super flexible • Super flexible

## 231DC extra fine

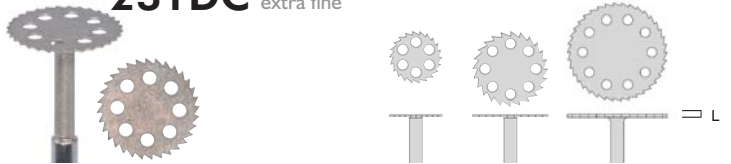


Fig.	Shank	ISO-No.		1	1	1
				L mm	0,3	0,3
231DC	HP	806 104 064 504		070	100	
	RA	806 204 064 504		070	100	130

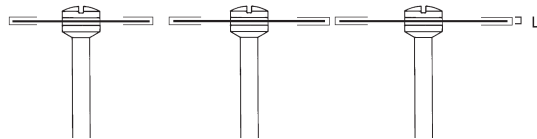
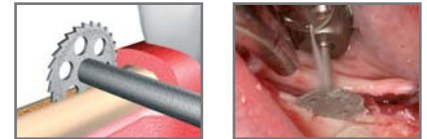


Fig.	Shank	ISO-No.		1	1	1
				L mm	0,2	0,2
940F	HP	806 104 377 514		180	200	220
	unmounted	806 900 377 514		180	200	



Super flexibel • Super flexible • Super flexible

## 943DC extra fine



Fig.	Shank	ISO-No.		1	1
				L mm	0,15
943DC	HP	806 104 361 504		080	100
	RA	806 204 361 504		080	
	FG L	806 315 361 504			100



Super flexibel • Super flexible • Super flexible

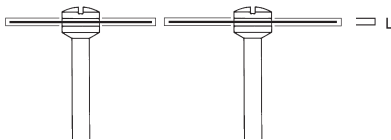


Fig.	Shank	ISO-No.		1	1
				L mm	0,2
947DF	HP	806 104 389 514			220
	unmounted	806 900 389 514		190	220



Super flexibel • Super flexible • Super flexible



Fig.	Shank	ISO-No.		1
991C	HP	806 104 543 504		220



Für die Feinstbearbeitung von Modellguss  
For precise and accurate work on model casting  
Para el prepolido de esqueleticos



Fig.	Shank	ISO-No.		1
993C	HP	806 104 542 504		060



Für die Feinstbearbeitung von Modellguss  
For precise and accurate work on model casting  
Para el prepolido de esqueleticos

Anwendungsempfehlung  
für diamantierte Stahl drahtbürsten:  
Drehzahlbereich 5.000–10.000 min<sup>-1</sup>, Anpresskraft  
ca. 0,5 N (50 g) – je geringer die Anpresskraft, um  
so höher die Leistung. Plötzliche Drehzahlverän-  
derungen vermeiden. Bürsten nur in einer  
Drehrichtung einsetzen (Fig. 991C nur Rechtslauf).

Recommended usage for diamond steel brushes:  
Speed range: 5,000–10,000 rpm pressure approx.  
0.5 N (50 g). Light pressure will give optimum  
results. Avoid sudden changes in speed. Use  
brushes only in one rotating direction (fig. 991C for  
clockwise direction only).

Modo de empleo de los cepillos diamantados:  
Velocidad 5.000–10.000 rpm presión aprox. 0,5 N  
(50 g) – cuanto menos la presión más rendimiento.  
Evitar cambios bruscos de velocidad. Utilizar cepi-  
llos solo en una dirección giratoria (fig. 991C solo a  
la derecha).

## Sinterdiamanten

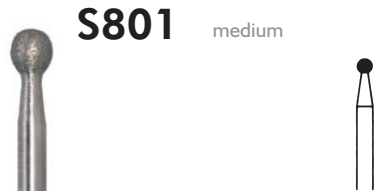
MEISINGER Sinterdiamanten zeichnen sich durch ihre extrem hohe Lebensdauer und Formbeständigkeit sowie hervorragende Schleifeigenschaften aus. Ihre Arbeitsteile aus Bronze enthalten in konzentrierter und homogener Verteilung ausgewählte und hochwertige Diamantkörner. Sinterdiamantinstrumente sind in 3 Körnungen (mittel, grob und extra fein) erhältlich.

## Sintered Diamonds

MEISINGER sintered diamonds are characterized by their extremely long endurance and dimensional stability as well as excellent abrasive qualities. The working part consists of a concentrated and homogeneous combination of exclusively selected, top quality diamond grains sintered and bound in bronze. Sintered diamond instruments are available in three grit sizes (coarse, medium and extra fine).

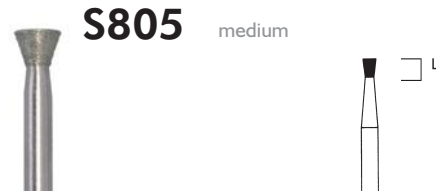
## Abrasivos macizos de diamante

Los diamantes macizos de MEISINGER se distinguen por su alta duración de vida, poco desgaste en sus superficies y su excelente rendimiento de trabajo. Sus partes activas están compuestas de granos de diamante seleccionados de alta calidad en una masa concentrada y homogénea sinterizada con una ligazón de bronce. Los instrumentos de diamante macizo están disponibles en 3 grados de grano (mediano, grueso y extra fino).



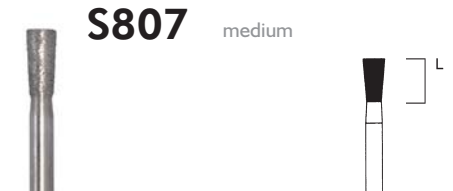
**S801** medium

Fig.	Shank	ISO-No.	Fig.	2
S801	HP	807 104 001 524		021




**S805** medium

Fig.	Shank	ISO-No.	Fig.	2
S805	HP	807 104 010 524		018



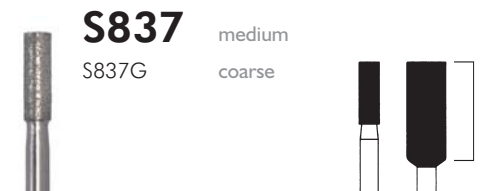
**S807** medium

Fig.	Shank	ISO-No.	Fig.	2
S807	HP	807 104 225 524		029



**S818** medium

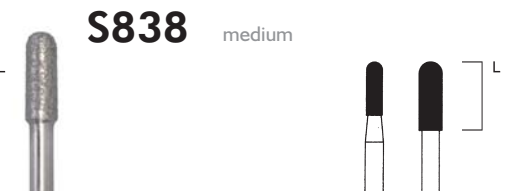
Fig.	Shank	ISO-No.	Fig.	2
S818	HP	807 104 040 524		080



**S837** medium

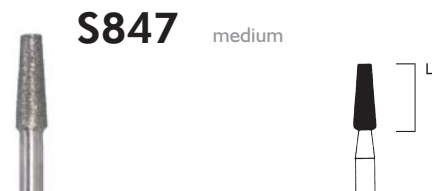
S837G coarse

Fig.	Shank	ISO-No.	Fig.	2	2
S837	HP	807 104 113 524		027	050
S837G	HP	807 104 113 534			050



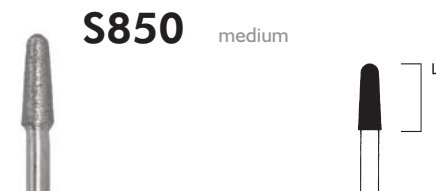
**S838** medium

Fig.	Shank	ISO-No.	Fig.	2	2
S838	HP	807 104 155 524		021	031



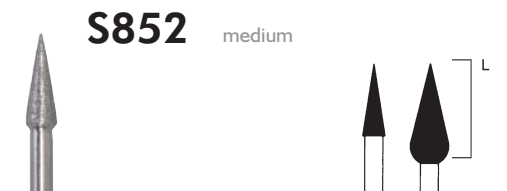
**S847** medium

Fig.	Shank	ISO-No.	Fig.	2
S847	HP	807 104 172 524		027



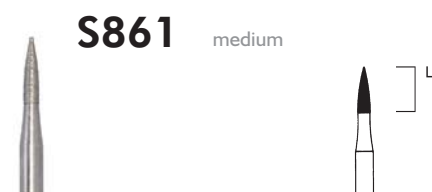
**S850** medium

Fig.	Shank	ISO-No.	Fig.	2
S850	HP	807 104 194 524		031



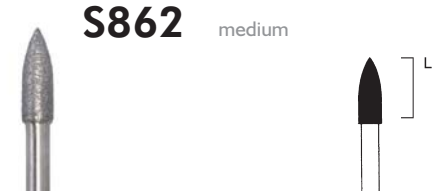
**S852** medium

Fig.	Shank	ISO-No.	Fig.	2	2
S852	HP	807 104 159 524		031	050



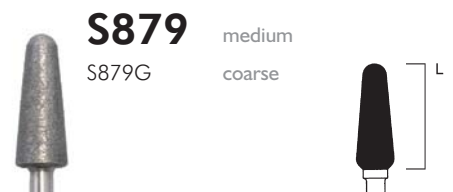
**S861** medium

Fig.	Shank	ISO-No.	Fig.	2
S861	HP	807 104 245 524		016



**S862** medium

Fig.	Shank	ISO-No.	Fig.	2
S862	HP	807 104 284 524		031



**S879** medium

S879G coarse

Fig.	Shank	ISO-No.	Fig.	2
S879	HP	807 104 266 524		050
S879G	HP	807 104 266 534		050



## S941 coarse



Fig.	Shank	ISO-No.		1
			L mm	0,5
S941G	HP	807 104 345 534		220



## S935C extra fine



Fig.	Shank	ISO-No.		1
			L mm	0,2
S935C	HP	807 104 395 504		220



Duroflex - hochflexibel; speziell zum Separieren von Porzellan und Keramik geeignet, ohne Verfärbungen zu verursachen

Duroflex - highly flexible; specifically for the separation of porcelain and ceramics, without causing discolouration

Duroflex - de alta flexibilidad; especialmente para separar porcelana y cerámica sin peligro de descoloramiento

## S936C extra fine




Fig.	Shank	ISO-No.		1
			L mm	0,2
S936C	HP	807 104 394 504		200



Duroflex - geschlitz - hochflexibel; speziell zum Separieren von Porzellan und Keramik geeignet, ohne Verfärbungen zu verursachen

Duroflex - split - highly flexible; specifically for the separation of porcelain and ceramics, without causing discolouration

Duroflex - rajado - de alta flexibilidad; especialmente para separar porcelana y cerámica sin peligro de descoloramiento

## S937C extra fine





Fig.	Shank	ISO-No.		1
			L mm	0,2
S937C	HP	807 104 396 504		200



## Reinigungssteine • Cleaning Stones • Piedras blanca

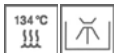
### 529S

Sinterdiamant-Reinigungsstein  
Sintered diamond cleaning stone  
Piedra blanca para limpiar diamantes macizo



100 x 15 x 15 mm

ISO-No	635 000 600 523 000		1
--------	---------------------	--	---



Um beste Ergebnisse zu erzielen, sollten die Sinterdiamant-Reinigungssteine immer trocken eingesetzt werden

To obtain best results, the sintered diamond cleaning stone should be used dry

Para obtener los mejores resultados se deben usar en seco las piedras para limpiar diamantes macizos

### 529D

Diamant-Reinigungsstein  
Diamond cleaning stone  
Piedra blanca para limpiar diamantes



75 x 25 x 8 mm

ISO-No	635 000 600 524 000		1
--------	---------------------	--	---



Für das problemlose und rasche Reinigen verschmierter Diamantinstrumente, dadurch bessere Schleifleistung (Reinigungsstein vor der Anwendung gut anfeuchten)

Designed for fast and easy cleaning of diamond instruments, for improved performance (cleaning stone to be moistened thoroughly before use)

Para la limpieza rápida y segura de las puntas diamantadas embotadas, por lo tanto más eficaz en el tallado (piedra de limpieza debe ser bien mojada antes de usarla)